

VS500 Features

Continuous Run Time 5 hours	✓
5 Adjustable Brightness Degree	✓
5 Color Mode	✓
Inverse Mode	✓
Enhance/Fine Mode	✓
Stand-by Mode	✓
Depth Mode	✓
Vein Image Storage and export	✓
USB port for data transfer	✓
Auto wake up function	✓
Distance sensor and hint	✓
Vein image centre guild	✓
Accessory: Enhancer	✓
2 Optional stands: Fixed Stand	✓
Optional stand: Mobile Stand	✓
The device is chargeable in the stand	✓

VEINSIGHT

Vein Finder | Vein Viewer

VS500



BLZ Technology (Wuhan) Co., Ltd.

TEL: +86-27-6552 0255

WEB: www.veinsight.com

Email: info@veinsight.com

ADD: Room 2166, 2176 Building E, Cyberport Dongxing Road, East Lake
New Technology Development Zone, 430074, Wuhan, China

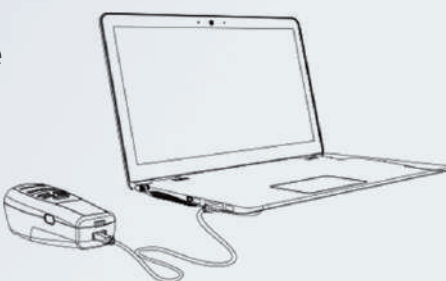


BLZ Technology (Wuhan) Co., Ltd.



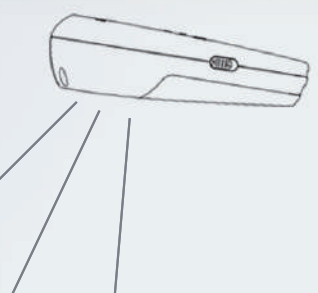
Saving Real Time Vein Image
Exporting to Your Computer

VS500 can save the vein image in real time, and connect to a computer to export all the saved images.



Distance Sensing Technology
Wave Hands to Wake Up the Device

VS500 has distance sensing function, which will help the end user find the perfect distance. You can also wave your hand beneath the device, the device will be automatically activated.



Venipuncture Point Hint
Provide More Information

VS500 has the unique function called venipuncture point hint mode, which can provide the medical staff the center line of the veins.



Brightness

Adjustable brightness allows clinicians customizing the image brightness base on the environment light.

Color

Switchable colors for different complexions and preferences.

Fine Mode

Stronger enhancement mode is helpful for finding the smaller and deeper veins.

Depth Mode

Depth mode is designed to show the depth for the veins.



VS500
Main Unit



Enhancer
For smaller and deeper veins



Desk Stand
Fix the main unit on desk



Mobile Stand
Fix the main unit on a mobile stand



Fixed Stand
Fix the main unit on desk

Application



Forehead (Child)



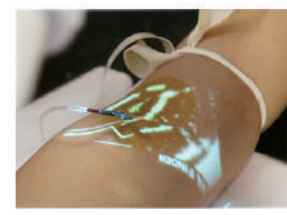
Hand



Obesity Patient(hand)




Old patient



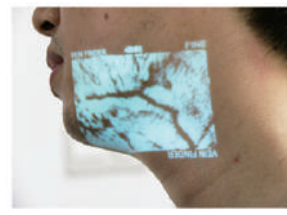
Draw Blood



Dark Skin(hand)



Dark Skin(foot)



Face

Pediatrics	Oncology	Radiology	Emergency	Geriatric	Laboratory	Surgery	Outpatient	Plastic	Vascular