

DIGITIZER

CR 30-Xm

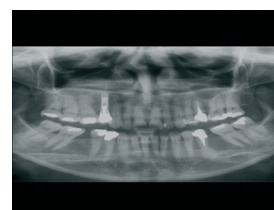
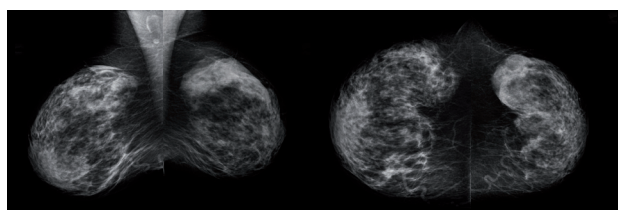
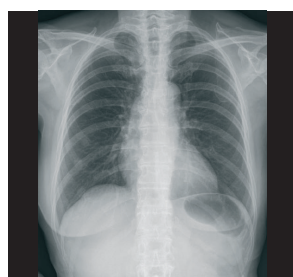


'Complete solution' for digital mammography and all general radiography applications

The CR 30-Xm is a versatile computed radiography (CR) digitizer that can handle digital mammography, as well as all general radiography, orthopaedic, chiropractic, Full Leg/Full Spine and dental applications. The total cost of ownership remains low, making it an affordable way to move from analog to digital. It offers an ideal solution for any hospital or private practice that wants a single, digital solution for carrying out the maximum number of types of studies.

THE VERSATILE CR 30-Xm OFFERS THE HIGH QUALITY NEEDED FOR DIGITAL MAMMOGRAPHY, AS WELL AS FOR A BROAD RANGE OF APPLICATIONS, FROM AN AFFORDABLE TABLE-TOP CR DIGITIZER.

- 'Complete solution' for digital mammography and all general radiography applications
- No compromises in image quality
- Fits in small spaces and is suited for mobile applications
- Easy to install and maintain
- Convenient and fast workflow
- Embedded memory links image and patient details



No compromises in image quality

The CR 30-Xm makes no compromises in image quality, for mammography or other applications. It reads conventional CR mammography imaging plates at 20 pixels/mm (50 μ m pixel pitch). Imaging plates for general radiology applications are read at the high resolution of 10 pixels/mm (100 μ m pixel pitch). MUSICA² intelligent image processing software automatically optimizes the final image quality without the need for human intervention.

Fits in small spaces and is suited for mobile applications

With its table-top size, the CR 30-Xm digitizer can be placed easily at any location. It works with dedicated cassettes and is designed with ease of use in mind, for optimal handling, comfort and maintenance. When combined with a universal X-ray shield, the CR 30-Xm can be used inside the X-ray room. It also integrates into vans, trucks and other mobile facilities, for mobile applications such as mobile breast screening initiatives.

Easy to install and maintain

Installing the CR 30-Xm can be done in a single day. Special LED technology in the erasure unit means no additional electricity is required, just standard electrical outlets. Consequently, set up costs are lower and installation simpler. And with the modular, component-based design, maintenance is faster, easier and more cost-effective, as well.

Convenient and fast workflow

The CR 30-Xm works in conjunction with NX, Agfa HealthCare's image identification and quality control tool, for a highly efficient and optimized radiology workflow. It is fully DICOM compliant, making integrating the digitizer with other solution elements quick and easy. The heavy-duty CR 30-Xm reads imaging plates at a rate of 60 full size (35 x 43 cm) plates per hour.



Embedded memory links image and patient details

The CR 30-Xm uses dedicated cassettes with an embedded memory that stores the data entered during identification. The built-in antenna card uses no-touch radiofrequency tagging to identify the data. ID data and images are linked from the beginning, and throughout the entire electronic processing system.



General radiography & FLFS: imaging plates and cassettes



Mammography: imaging plates and cassettes

CASSETTE SIZES

	Cassette Sizes	Spatial Resolution	Pixel Matrix
CR MD4.0T General	35 x 43 cm (14 x 17")	10 pixels/mm	3480 x 4248
	35 x 35 cm (14 x 14")	10 pixels/mm	3480 x 3480
	24 x 30 cm	10 pixels/mm	2328 x 2928
	18 x 24 cm	10 pixels/mm	1728 x 2328
	15 x 30 cm	10 pixels/mm	1440 x 2928
CR MD4.0T FLFS	35 x 43 cm (14 x 17")	10 pixels/mm	3480 x 4406
CR MM3.0T Mammo	24 x 30 cm	20 pixels/mm	4710 x 5844
	18 x 24 cm	20 pixels/mm	3510 x 4644

technical

SPECIFICATIONS

GENERAL

Digitizer type

- Model number: 5179/100
- Single cassette feed
- Throughput:
 - 35 x 43 cm (14 x 17") = approx. 60 plates/hour
 - 35 x 35 cm (14 x 14") = approx. 60 plates/hour
 - 24 x 30 cm (9.5 x 12") = approx. 71 plates/hour
 - 18 x 24 cm (7 x 9.5") = approx. 76 plates/hour
 - 15 x 30 cm (6 x 12") = approx. 82 plates/hour
 - 24 x 30 cm mammo = approx. 32 plates/hour
 - 18 x 24 cm mammo = approx. 38 plates/hour

Display

- LED Status Indicator
- Status and error messages on external PC monitor

Greyscale resolution

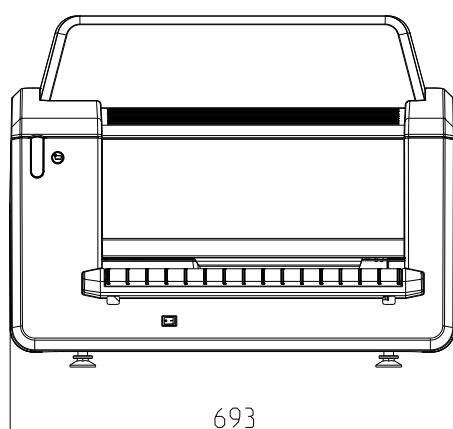
- Data acquisition: 20 bits/pixel
- Output to processor: 16 bits/pixel square root compressed

Dimensions and weight

- (W x D x H): 693 x 701 x 546 mm (27.2 x 27.6 x 21.5")
- Depth including input tray: 769 mm (30.3")
- Weight: approx. 72 kg (158 lbs)

Power

- 220 - 240 V, 1.0 A/50-60 Hz
- 100 - 120 V, 2.0 A/50-60 Hz



Minimum requirements

- CR MD4.0T General Cassette
- CR MD4.0T Full Leg/Full Spine Cassette
- CR MD4.0 General Plate
- CR MM3.0T Mammo Cassette and Plate
- NX

Environmental conditions

- Temperature: 15 - 30° C (59 - 86° F)
- Humidity: 15 - 80 % RH
- Magnetic fields: max. 3.8 μ T in conformance with EN 61000-4-8: level 2
- Rate of change of temperature: 0.5° C/minute (0.9° F)

Environmental effects

- Noise level: max. 65 dB (A)
- Heat dissipation: standby 80 W, max. 200 W

SAFETY

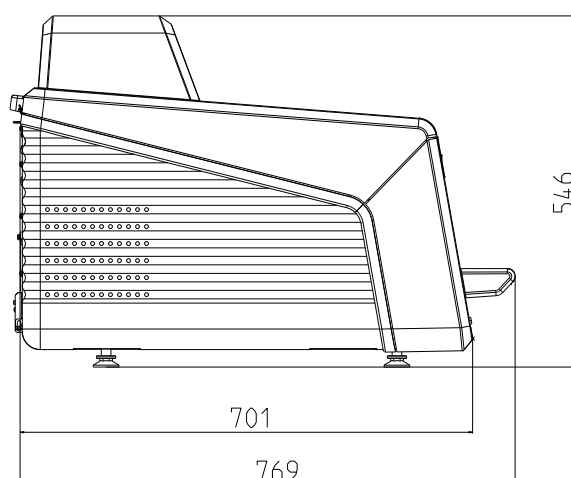
Approvals

- CE, UL

Transport details

- Temperature: -25 to +55° C (-4 to 131° F), -25° C for max. 72 hours, +55° C for max. 96 hours
- Humidity: 5 - 95 % RH

CR 30-Xm is only available outside US, Canada



SAFETY

Region	Regulation	X-ray	Laser
Europe	EN 60601-1: 1990 + A1: 1993 + A2: 1995 EN 60601-1-2: 2007	Regulation: 1987	EN 60825 - 1:2001

Why Agfa HealthCare?

Agfa HealthCare is a global leader in the fast growing market of integrated IT and imaging systems, offering healthcare facilities a seamless flow of information and a 360° view of patient care. The company has a unique, holistic approach, enabling it to provide in-depth clinical know-how and fully integrated hospital-wide solutions. These specialized solutions integrate IT and imaging systems for Radiology, Cardiology, Mammography and Orthopaedics. Agfa HealthCare's enterprise-wide IT platform integrates all administrative and clinical data within a healthcare facility and is designed to match the unique needs of specific healthcare professionals.

www.agfahealthcare.com

Agfa and the Agfa rhombus are trademarks of Agfa-Gevaert N.V., Belgium, or its affiliates. All other trademarks are held by their respective owners and are used in an editorial fashion with no intention of infringement. The data in this publication are for illustration purposes only and do not necessarily represent standards or specifications, which must be met by Agfa HealthCare. All information contained herein is intended for guidance purposes only, and characteristics of the products and services described in this publication can be changed at any time without notice. Products and services may not be available for your local area. Please contact your local sales representative at agfa.com for availability information. Agfa HealthCare diligently strives to provide as accurate information as possible, but shall not be responsible for any typographical error.

© 2012 Agfa HealthCare NV

All rights reserved

Printed in Belgium

Published by Agfa HealthCare NV

B-2640 Mortsel - Belgium

5TNVD GB 00201202